

# Gambling survey

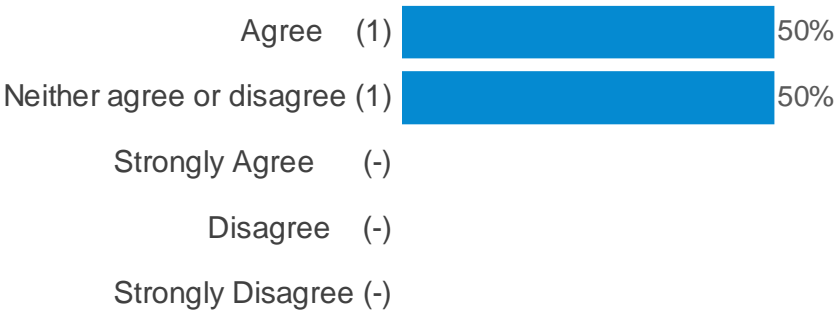
This report was generated on 29/08/18. Overall 2 respondents completed this questionnaire. The report has been filtered to show the responses for 'All Respondents'.

The following charts are restricted to the top 12 codes. Lists are restricted to the most recent 100 rows.

## Q1 Are you a...

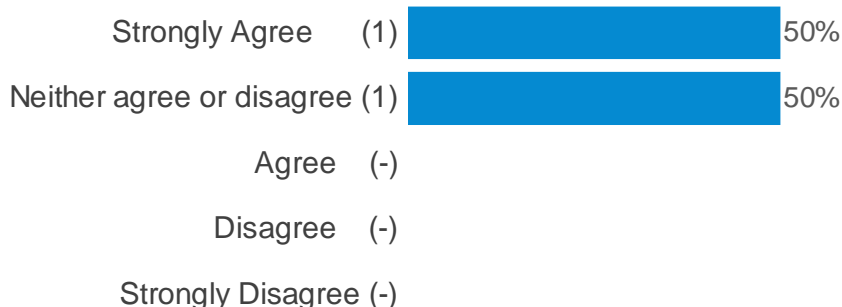


## Q2 To what extent would you agree or disagree with the following statements: (There are gambling related problems in my area (please specify street / town / village below))

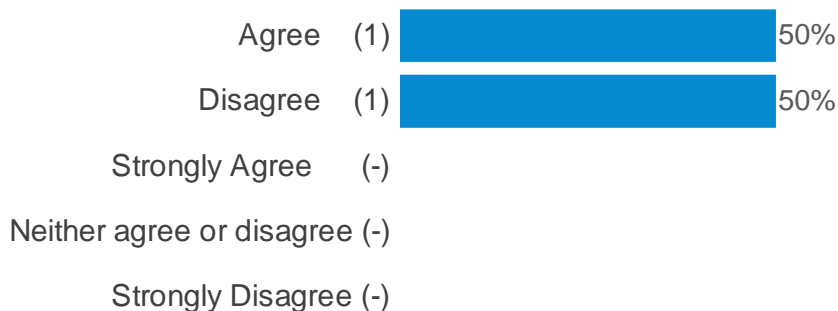


## Gambling survey

**Q2 To what extent would you agree or disagree with the following statements: (Access to gambling by children, young people and other vulnerable people is a problem in my area (please specify street / town / village below))**



**Q2 To what extent would you agree or disagree with the following statements: (I am aware of where to get advice or support locally / nationally for gambling related problems (please leave details of services below))**



**Street / Town / Village / postcode ()**

Hirwaun

**Q3 Are you aware of any problems that have occurred as a result of gambling premises being located in close proximity to sensitive buildings e.g. schools, sixth form colleges, children's play area, treatment centres for drug, alcohol and other addictions?**



**Q4 Are you aware of any premises where problems have occurred as a result of gaming machines being made available to the public?**



**Q5 Is there anything else that you want us to take into account when reviewing the Gambling Policy?**



**If yes, please comment below:**

The impact that gambling can have in relation to domestic abuse and adverse childhood experiences. Also, poverty...

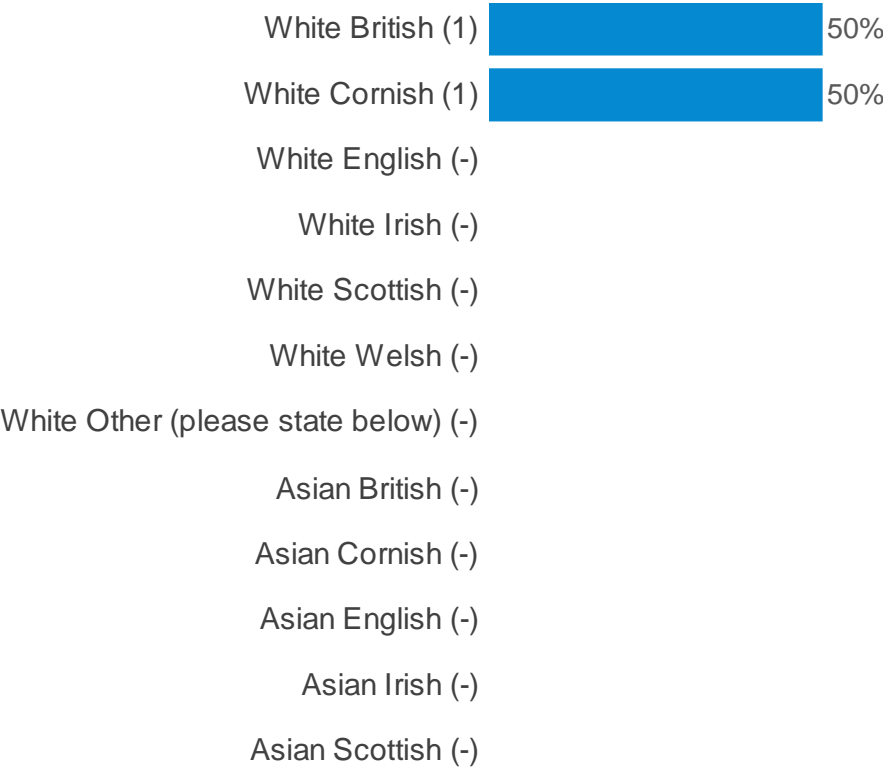
**Q6 What is your age group?**



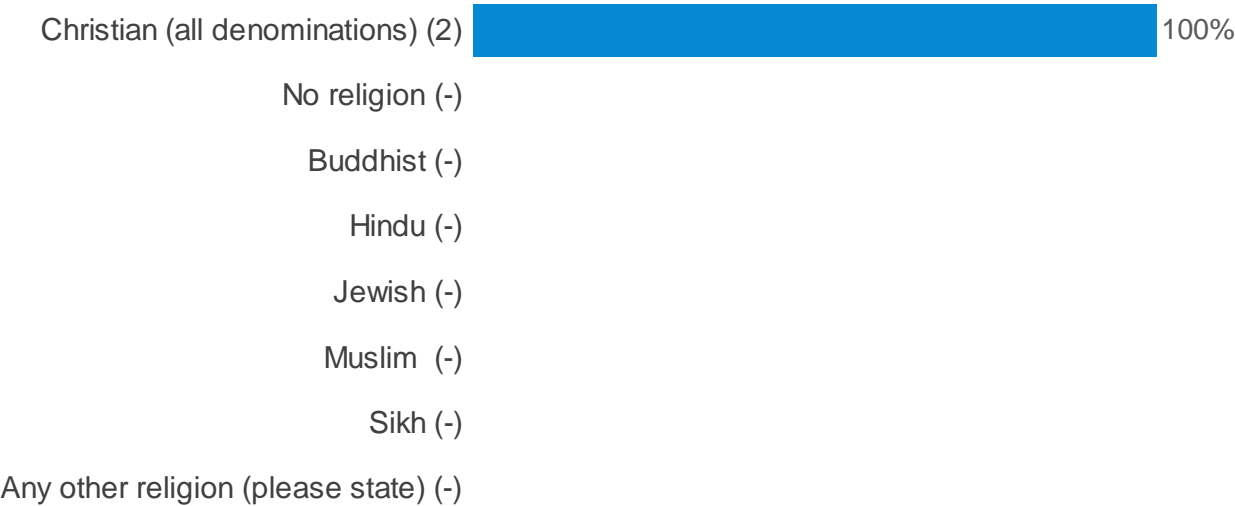
**Q7 Gender**



Q8 Ethnic Group (Please tick one box)



Q9 What is your religion? (optional)



Q9 Disability

The definition of disability in the Equality Act is: ‘a physical or mental impairment affecting the body or mind which has a substantial or long term adverse effect on the ability to carry out normal day-to-day activities’.

Do you consider yourself to be disabled?

